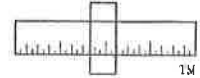


**FILE COPY**

**Applied Engineering & Management Corporation**

**AEMC**



May 5, 2017

Ms. Paula Plont  
State of Tennessee  
Department of Environment and Conservation  
Division of Solid Waste Management  
Environmental Assistance Center  
3711 Middlebrook Pike  
Knoxville, Tennessee 37921

Ref: Minor Modification  
Bottom Grade with Leachate Line  
Western Section of Area F-2  
Yarnell Demolition Landfill  
Reg. No. DML 47-0069

Dear Ms. Plont:

This letter hereby transmits one (1) copy of a proposed minor revision to the current plans for the above referenced project. The bottom of F-2 was not excavated to the depth previously approved due to the cost of removing rock and subsequent construction of an engineered buffer. The attached plan shows the proposed base (existing) in the western portion of area F-2. The remaining section of leachate line (labeled for clarity) in the western portion of F-2 has been relocated along the drainage path (bottom slope varies toward the pipe with a minimum slope of approximately 1%) in the bottom of F-2. The area between areas F-1 and F-2 (has been labeled on profiles) will not be disturbed. These changes will not change the currently approved waste foot print (limits of waste have been labeled). Drainage will remain as approved with the exception that the diversion ditch on the western boundary between F-1 and F-2 will not be constructed, as the area will not be disturbed. We respectfully request approval of this minor modification.

If you have any questions or comments, please call (865) 588-6355.

Sincerely,

Dr. JB Turnmire, PE  
for AEMC

JBT/pch

Attachments

**FILE COPY**

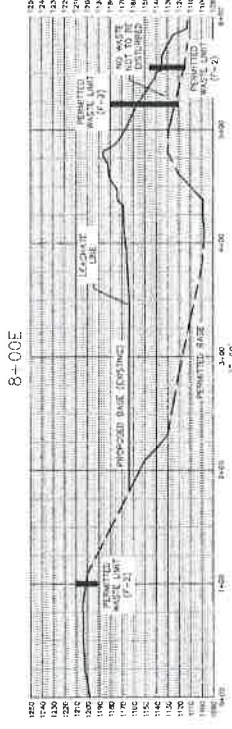
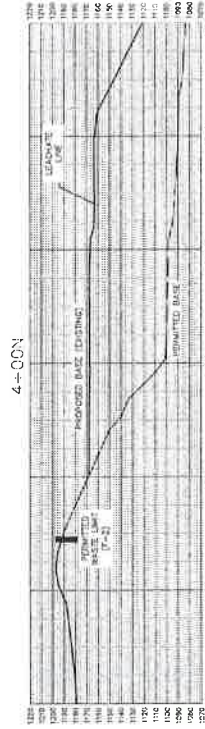



**AEMC**

**APPLIED ENGINEERING & MANAGEMENT CORPORATION**  
 2111 WOODSON DRIVE, TN  
 KNOXVILLE, TN 37920  
 (615) 598-8335

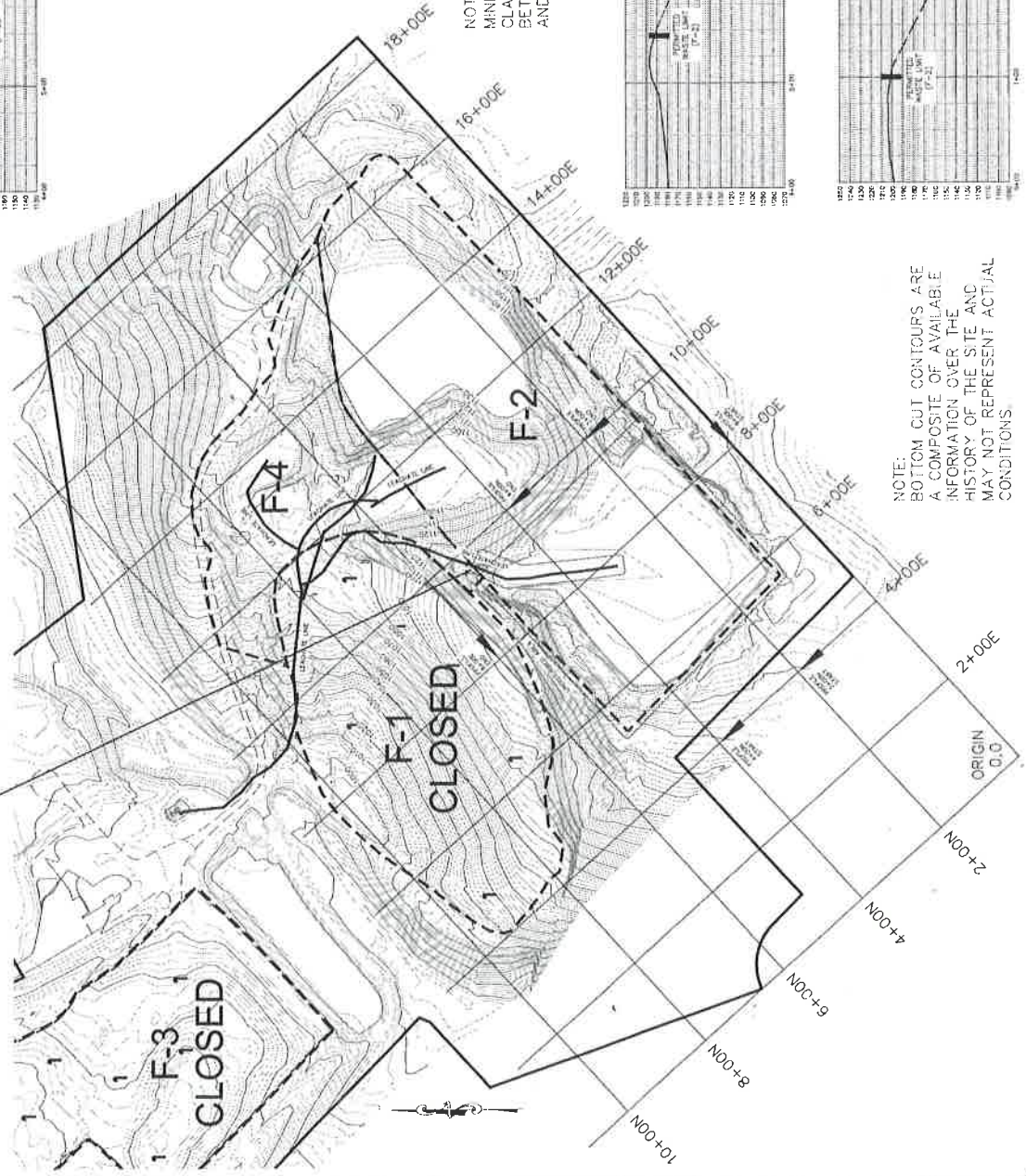
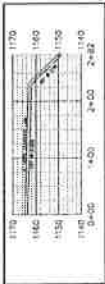
**BOTTOM CUT COMPOSITE & LEACHATE**  
**YARNELL LANDFILL**  
 MINOR MODIFICATION  
 KNOX COUNTY  
 TENNESSEE

DATE	11/20/02
DRAWN BY	JT
CHECKED BY	BT
SCALE	AS SHOWN
SHEET NO.	1
TOTAL SHEETS	1



NOTE:  
 MINIMUM OF 20' NATURAL  
 CLAY MATERIAL TO REMAIN  
 BETWEEN BOTTOM OF CELL  
 AND TOP OF BEDROCK.

NOTE:  
 SEE DETAIL ON SHEET D-5  
 FOR LEACHATE INSTALLATION



NOTE:  
 BOTTOM CUT CONTOURS ARE  
 A COMPOSITE OF AVAILABLE  
 INFORMATION OVER THE  
 HISTORY OF THE SITE AND  
 MAY NOT REPRESENT ACTUAL  
 CONDITIONS.